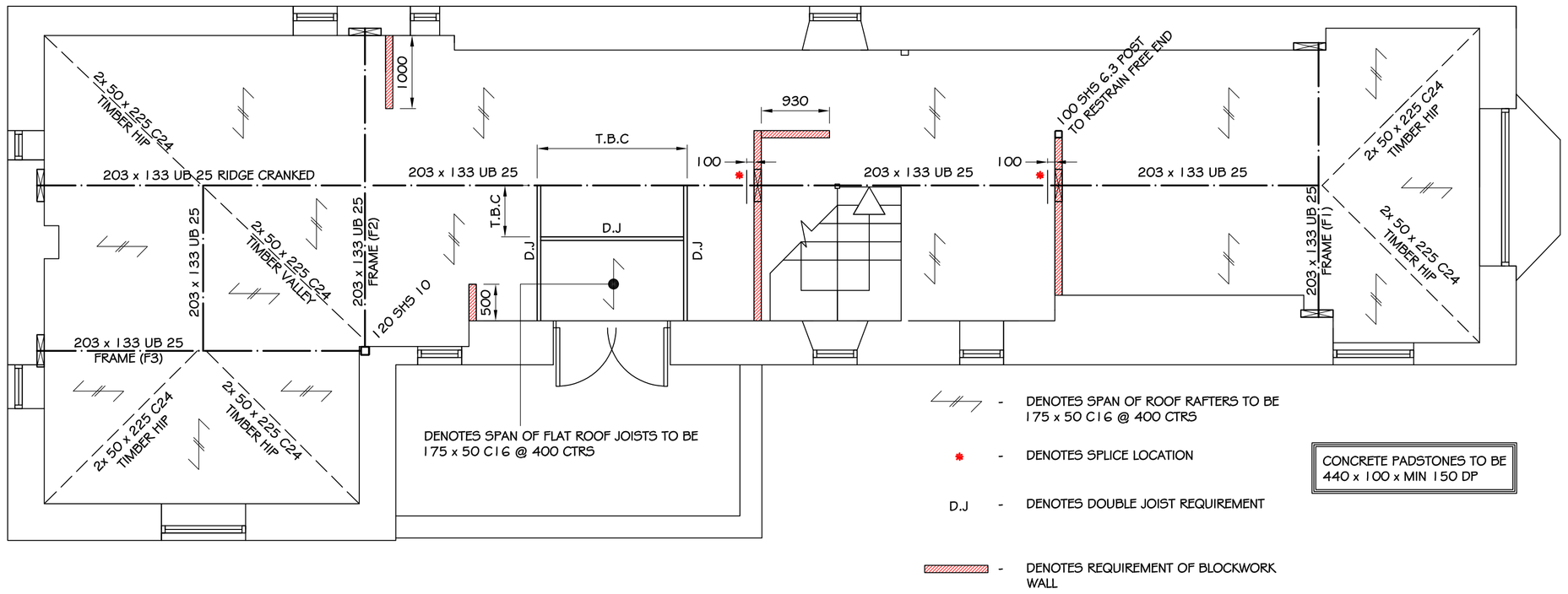

FIRST FLOOR PLAN SHOWING STRUCTURE ABOVE 1:50

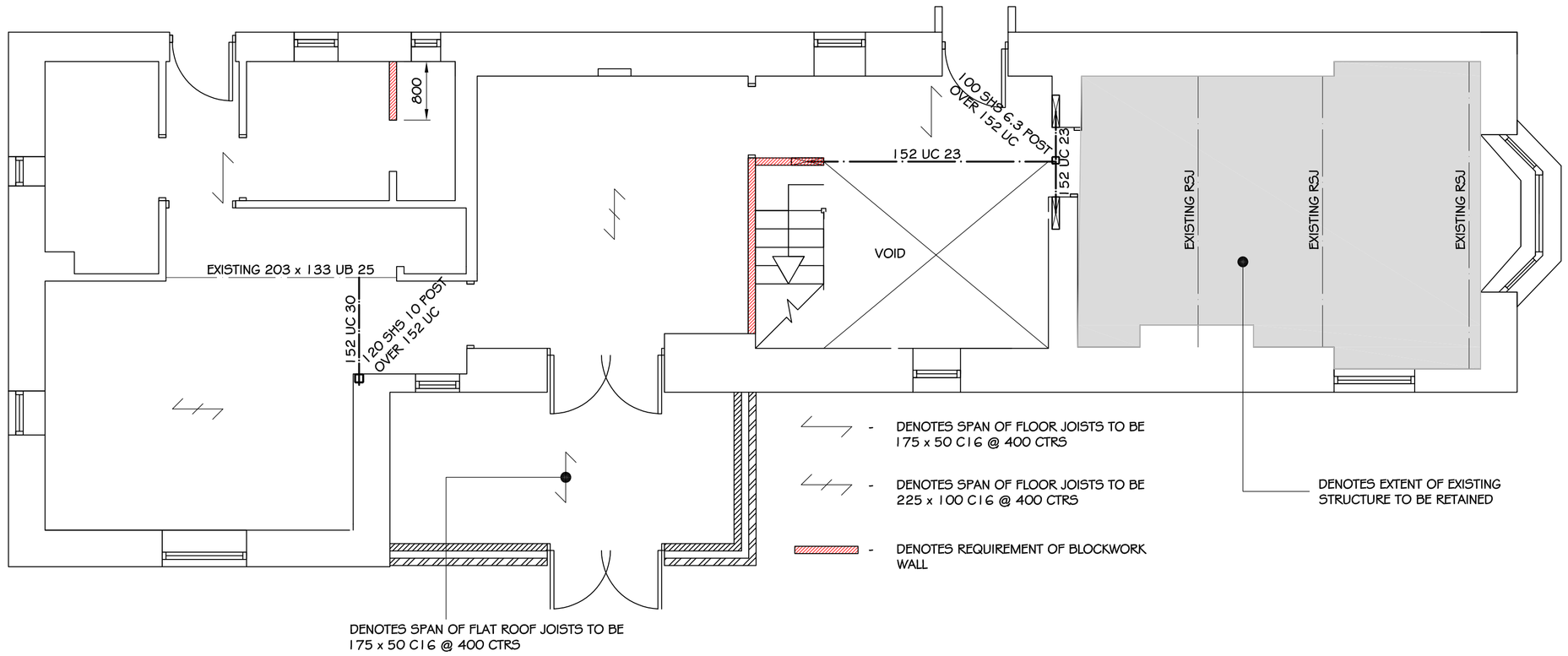

GROUND FLOOR PLAN SHOWING STRUCTURE ABOVE 1:50

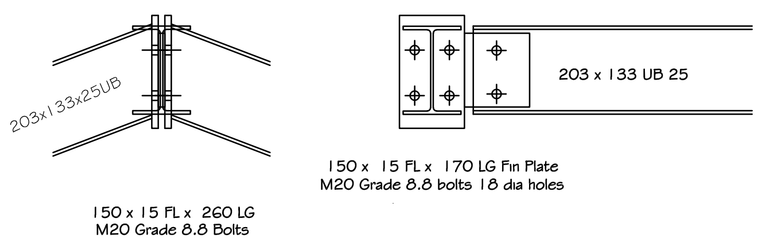

RIDGE BEAM TO APEX CONNECTION 1:10

DETAIL VALID FOR ALL FRAMES

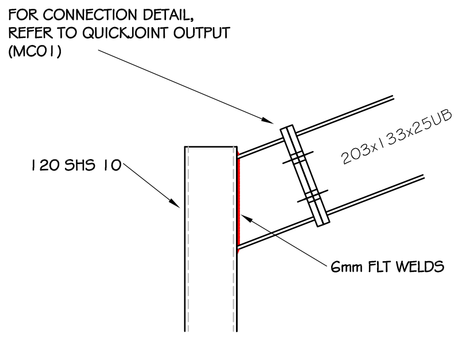

FRAME EAVES CONNECTION (1:10)

DETAIL VALID FOR FRAMES F2 & F3

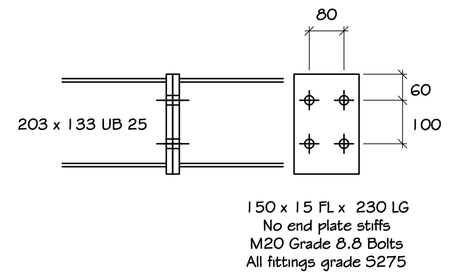

203 UB SPLICE DETAIL (1:10)

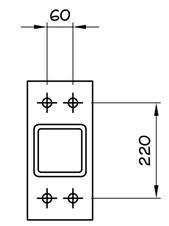

100/120 SHS BASEPLATE (1:10)

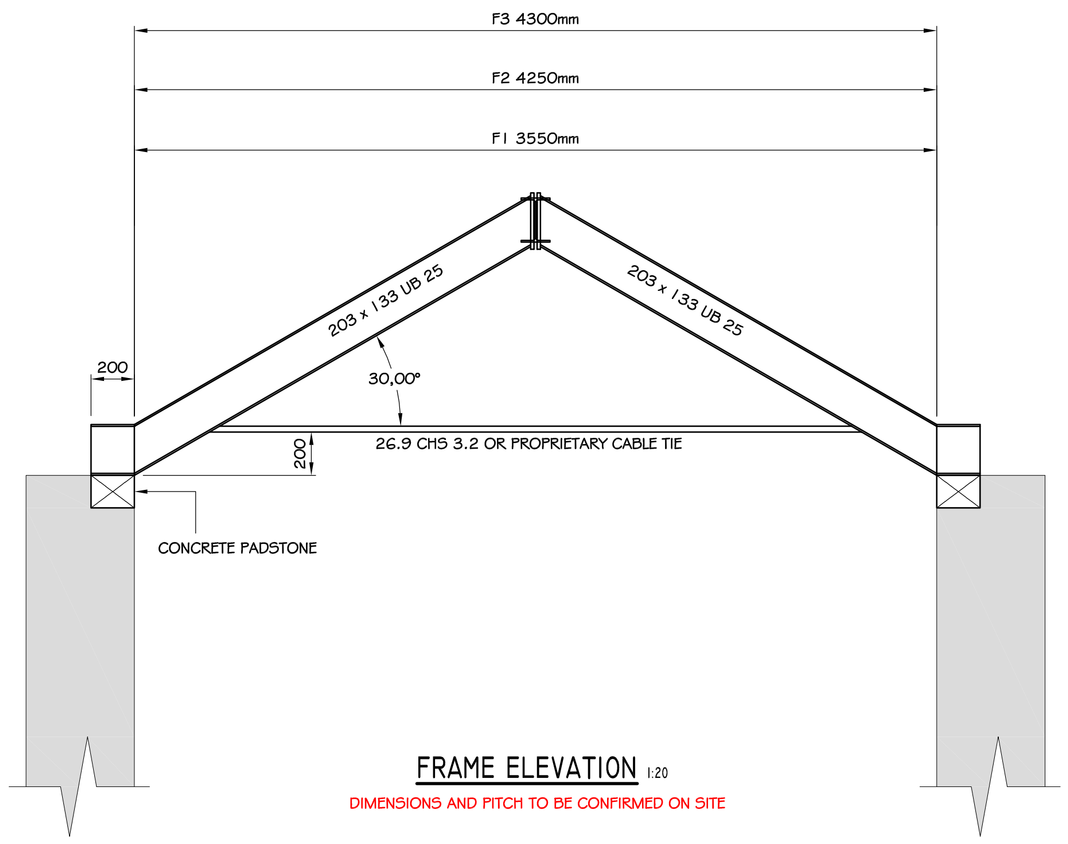

FRAME ELEVATION 1:20

DIMENSIONS AND PITCH TO BE CONFIRMED ON SITE

STEELWORK NOTES

1. READ IN CONJUNCTION WITH ARCHITECTS DRAWINGS, THE SPECIFICATION AND ALL RELEVANT ENGINEERS & SUB-CONTRACTORS DRAWINGS
2. ALL DIMENSIONS ARE IN MILLIMETRES
3. DO NOT SCALE OFF THIS DRAWING USE ONLY FIGURED DIMENSIONS AND IF IN DOUBT ASK
4. HOT ROLLED STEELWORK GENERALLY IS TO BE GRADES355 TO BS.EN 10025. BS.EN 10113 OR BS.EN 10210 AS APPROPRIATE, AND ALL MATERIALS AND WORKMANSHIP ARE TO BE IN ACCORDANCE WITH THE NATIONAL STRUCTURAL STEELWORK SPECIFICATION AND BS 5950. IN THE CASE OF HOLLOW SECTIONS, AVAILABILITY OF SECTIONS IN GRADE S275 SHOULD BE CONFIRMED AT TENDER STAGE AND DUE ALLOWANCE MADE FOR SUBSTITUTING ANY UNAVAILABLE SECTIONS WITH EQUIVALENT SECTION IN GRADE S355.
5. STEELWORK FABRICATION DRAWINGS ARE TO BE SUPPLIED FOR COMMENT TO ARRIVE AT LEAST ONE CLEAR WORKING WEEK PRIOR TO THE COMMENCEMENT OF FABRICATION
6. THE CONTRACTOR SHALL BE RESPONSIBLE FOR THE ACCURACY OF ALL DIMENSIONS & FOR CORRECT SETTING OUT ON SITE. SETTING OUT & WORKMANSHIP IS TO COMPLY WITH BS 5606:1990.

RESIDUAL RISKS

REV.	DESCRIPTION	DRAWN	APPROVED	DATE
A	RAISED TO CONSTRUCTION ISSUE	NA		18.7.23

STATUS

CONSTRUCTION ISSUE

GRAHAM SCHOFIELD ASSOCIATES
Consulting Civil and Structural Engineers
Suite 3 Balfour Court,
Leyland
PR25 2TF
tel: (01772) 459383
email: reception@gsa72.co.uk
GSA

client

MR & MRS M. HOLT

project

HERDING NEB - SEASCALE

title

GENERAL ARRANGEMENT
& DETAILS
OF STRUCTURAL STEELWORK

drawn NA	checked	drawing number	
date JUNE 23	date	2023 - 025 - 002	A
scale AS NOTED	A1		